



# Potty Training

1

bathroom



2

use paper



3

flush



4

wash hands



5

dry hands





# My Toilet Chart



1. Go to the toilet



2. Wipe



3. Flush



4. Wash hands




I did it!







Boy Potty Schedule

Going To The Bathroom:



Washing My Hands:



pull down/  
sit down



go to bathroom



get toilet paper



wipe



stand up/  
pull up



flush



get soap



turn on water



wash hands



turn off water



dry hands



















throw away



Copyright © 2013 Kelly Thompson  
All rights reserved by author.

The Picture Communication Symbols © 2005-2010 by Mayer-Johnson LLC. All Rights Reserved.  
Widgit™, used with permission. Boardmaker™ is a trademark of Mayer-Johnson LLC.

Permission to copy for single classroom use only.

<p>Turn On Water</p>  <p>Just Right</p>	<p>Wet Body</p> 	<p>Get 1 Pump Of Soap</p>  <p>3 in 1</p>	<p>Wash Hair</p> 
<p>Get 1 Pump Of Soap</p>  <p>3 in 1</p>	<p>Wash Face</p> 	<p>Wash Ears</p> 	<p>Wash Neck</p> 
<p>Rinse All Soap Off</p> 	<p>Get 2 Pumps Of Soap</p>  <p>3 in 1</p>	<p>Wash Chest</p> 	<p>Wash Arms</p> 
<p>Wash Stomach</p> 	<p>Wash Legs</p> 	<p>Wash Feet</p>  <p>Lean On Wall</p>	<p>Wash private area and bottom</p> 
<p>Rinse All Soap Off</p> 	<p>Finished turn off water</p> 	<p>Get towel and dry all off</p> 	<p>Great Job!</p> 